


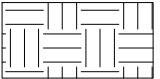


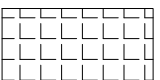
NEWSHAM HALL LANE

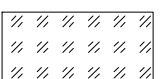
NS48

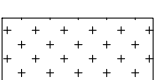
NS49


- 

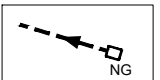
FULL CARRIAGEWAY CONSTRUCTION
30mm AC10 CLOSE SURFACE 100/150
70mm AC20 DENSE BINDER 40/60
70mm AC20 HDM (40/60) BINDER COURSE (AS BASE)
150mm AC32 HDM (40/60) BASE
150mm TYPE 1 GRANULAR MATERIAL SUB-BASE
6/5 CAPPING (IF REQUIRED)
- 

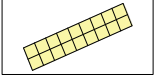
FOOTWAY RESURFACING
20mm AC6 CLOSE SURFACE COURSE
- 


CARRIAGEWAY RESURFACING
35mm AC10 CLOSE SURFACE 100/150
TACK COAT
COLD PLANE AS REQUIRED
- 


FULL FOOTWAY CONSTRUCTION
20mm AC6 CLOSE SURFACE COURSE
60mm AC20 BASE COURSE
100mm TYPE 1 GRANULAR MATERIAL SUB-BASE
WEED KILLER
- 


FOOTWAY CONSTRUCTION IN OVERLAY
20mm AC6 CLOSE SURFACE COURSE
UP TO 80mm AC20 BINDER IN REGULATING
BITUMEN EMULSION TACK COAT
- 


BUFF COLOURED HOT POURED THERMOPLASTIC BASED SURFACE TREATMENT
- 


NEW GULLY TO DETAIL FL11
SET 10mm BELOW FGL
TYPE 3 BED UNDER FOOTWAY AND TYPE 2 UNDER CARRIAGEWAY
- 

TACTILE PAVING
400x400 BUFF COLOURED BLISTER TACTILE PAVING SLABS LAID ON BEDDING MORTAR WITH NOMINAL JOINTS
- 

GREY COLOURED FEATURES REPRESENT EXISTING
ALL DETAILS TO BE CONFIRMED ON SITE WITH THE DESIGN ENGINEER PRIOR TO CONSTRUCTION AS DESIGNS BASED ON OS MAPPED DATA
- 

EXISTING LIGHTING COLUMN
- 

EXISTING GULLY
- 

5 no. GLASDON ADVANCED NEOPOLITAN 150 OR EQUIVALENT SELF RIGHTING BOLLARD WITH 150mm WHITE/RED REFLECTIVE BANDS
- 

MARSHALLS BRIDGEFORD CONCRETE BOLLARDS OR EQUIVALENT

P06	27-07-2021	2 No. ADDITIONAL FLAT TOP HUMPS ADDED	AA	
P05	28-04-2021	SITE CONSTRAINT RE-DESIGN	AA	
P04	30-11-2020	OPTION 4- WHITTLE HILL TURNING HEAD RADIUS CHANGED TO 8m	AA	
P03	04-05-2020	OPTION 3- WHITTLE HILL CLOSURE ADD	AA	PF
P02	25-02-2020	OPTION 2 AS PER EM EMAILED PLAN	AA	PF
No.	DATE:	AMENDMENT DETAILS:	DRN BY:	CHK BY:

REVISIONS

Lancashire County Council Planning & Environment

Infrastructure Delivery Team

PROJECT TITLE: CLM 17 Woodplumpton

DRAWING TITLE: General Arrangement SHEET 7

DRAWING No. CLM17-LCC-DR-0100-1007

SCALE @ A3 1:250 PROJECT No. CLM 17

DATE:	DRAWN BY:	CHECKED BY:	No.	REVISION:
05/09/2019	RT	PF	7 OF 42	P0.6